



# MONTHLY MEMBERSHIP PROGRESS REPORT

District 13 OH1

Results as of: 08/31/2017

GMT: CINDY GREGG

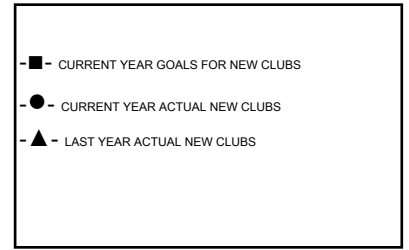
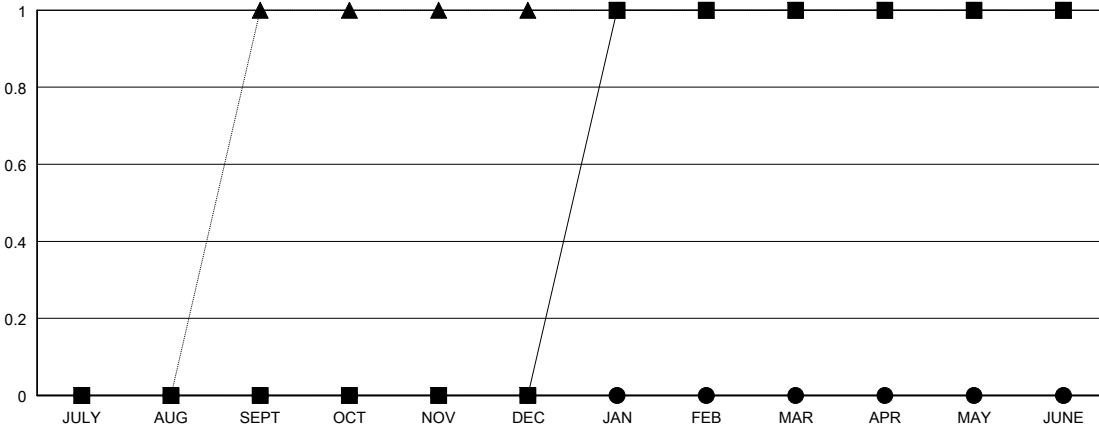
LOCATION OHIO

GMT CA

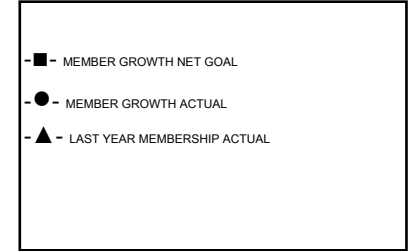
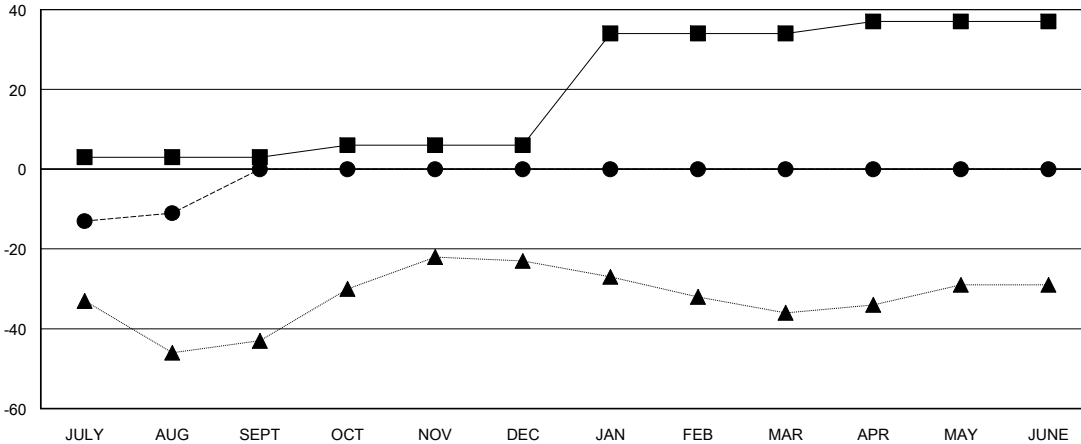
Clubs			
RESULTS FOR 2017-2018			
QUARTER	NEW CLUB GOAL	NEW CLUBS	DROPPED CLUBS
JULY/AUG/SEPT	0	0	0
OCT/NOV/DEC	0	0	0
JAN/FEB/MAR	1	0	0
APR/MAY/JUNE	0	0	0

Members			
RESULTS FOR 2017-2018			
QUARTER	MEMBER GROWTH NET GOAL	MEMBER GROWTH ACTUAL	DROPPED MEMBERS ACTUAL (including transfers)
JULY/AUG/SEPT	3	8	19
OCT/NOV/DEC	3	0	0
JAN/FEB/MAR	28	0	0
APR/MAY/JUNE	3	0	0

GOALS AND ACTUAL NEW CLUBS CUMULATIVE



GOALS AND ACTUAL MEMBERS CUMULATIVE



DROPPED CLUBS: 0	6 CLUBS OF 59 ADDED 1 OR MORE NEW MEMBERS	<u>GENDER DISTRIBUTION</u>
		MALE 1,362 (79.60%)
		FEMALE 349 (20.40%)
		Women Percentage Fiscal Year Goal: 27%
<u>DROPPED MEMBERS</u>	<a href="#">CLICK HERE FOR CUMULATIVE MEMBERSHIP DATA</a>	TOTAL FAMILY UNIT MEMBERS 270
DECEASED 6		FAMILY MEMBERS PAYING HALF DUES 138
CLUB CANCELLED 0		
OTHER 13		
TOTAL 19		